



VIETNAM TRAVEL TIPS

Dear Travelers,

Welcome to Vietnam!

Located in Southeast Asia region, Vietnam is a small and beautiful country with victorious history, profound patriotism and wonderful landscapes. Exploring the beauty of the country with its people and culture should be done once in one's lifetime known for its stunning landscape and vibrant culture. The people of Vietnam are friendly, welcoming, and hospitable. The country boasts a diverse range of tourist destinations which should not missed for your lifetime...

PLANNING YOUR TRIPS TO VIETNAM

WHAT IS THE WEATHER LIKE IN VIETNAM FOR ALL YEAR ROUND?

The climate of Vietnam is **subtropical** in the north and **tropical** in the center and south. Moreover, the climate is **influenced by the monsoons**. The south-west monsoon, from **May to October**, brings heavy rainfall in the exposed areas, ie both the north and the south, while along the central part, protected by the mountains, it brings relatively little rain and leaves often space to the sun. The north-east monsoon, from **October to April**, is generally drier, but brings heavy rains in the early months (October-December) along the coast exposed to the east, and light but frequent rains in the north.

In inland areas, there are hills and mountains, which make the climate milder in the summer months, but even cold in winter in the north.

For details, we advise you to check at: <https://www.inasiatrips.com/en/weather-in-vietnam-441.htm>

WHAT IS THE BEST TIME TO VISIT VIETNAM?

Vietnam has an incredibly diverse climate influenced by both tropical monsoons and its range of altitudes and latitudes. Temperatures can vary from a brisk 4°C (39°F) in the northern mountains during winter to a sweltering and humid 36°C (97°F) in Ho Chi Minh City during the middle of the dry season. Here is the advice for each parts of Vietnam as:

For the North Vietnam (Sapa, Hanoi, Halong Bay)

- ❖ Very cold from December to February; 4 - 8°C (39°F) Humid from May to Aug.
- ❖ **Best time** is March to April and September to November

Central Vietnam (Hue, Hoi An)

- ❖ Typhoon seasons runs from August to November.
- ❖ Rainy season is in February
- ❖ **Good time** is between February and August.

South Vietnam (Ho Chi Minh City, Mekong Delta)

- ❖ Dry season generally runs from December to May
- ❖ Rainy season runs from June through November.
- ❖ **Best time** is from Dec to Mar



IMPORTANT NOCES BEFORE YOU TRAVEL TO VIETNAM

Check Visa & Passport Requirements

Check if you need a visa before travelling to Vietnam. The visa requirements are different for many countries; some nationalities do not need visas for a stay less than 30 days, some nationalities can obtain their visas when they arrive at the airport, and some nationalities must obtain a visa in advance. **Always check the visa requirements for your country** to make sure you are allowed to enter Vietnam!

To apply for an Evisa for Vietnam, you must make sure that:

- 1- Your passport is valid for **at least 6 months** following arrival date and has **at least 02 blank pages**.
- 2- You must prepare to have a **soft copy of a passport-size photo** (See photo 1).
- 3- You must have a **soft copies of your passport with full main page**. (See photo 2)
- 4- You have an **exact entry port to in Vietnam**, see the list of 52 ports above!
- 5- You must have a **valid credit/debit card** to make payment online for e-visa fee.
- 6- You should have an agent in Vietnam to support - **WhatsApp at: +8491 330 5579** (Mr. John)



Tip: You can see more information for **evisa to Vietnam** at:

<https://www.inasiatrips.com/en/apply-online-evisa-to-vietnam-408.htm>

PACKING FOR VIETNAM

Checklist travel documents	Electronics checklist
<ul style="list-style-type: none"> ✓ Original passport ✓ Visa on Arrival if applicable ✓ Insurance certificate if have ✓ Vaccination card (check if you need) ✓ Flight ticket (printout or e-ticket) ✓ Travel credit card ✓ Cash USD & Vietnam Dong accepted ✓ List of emergency contacts. ✓ International Driver's License ✓ Optional: Diving certificate ✓ Optional: Waterproof document bag 	<ul style="list-style-type: none"> ✓ Cell phone with charger ✓ Travel plug adapter type F + G ✓ Headphones ✓ Power bank or solar charger ✓ Flashlight/headlamp if needed ✓ Optional: Camera with charger ✓ Optional: Rain cover for your camera ✓ Optional: Laptop/ tablet with charger ✓ Optional: Multiple socket ✓ Optional: Rain cover for your smartphone <p>Note: Electricity Socket: 220V AC</p>
Wearing	
<ul style="list-style-type: none"> ✓ T shirts and bottoms for everyday wear (should be quick-drying, versatile and comfortable) ✓ Longer pants or skirts for entering temples (Or a shawl or sarong) ✓ One or two sweatshirts or sweaters for cooler temperatures and air-conditioned facilities ✓ Pajamas 	



- ✓ Bathing suits
- ✓ One or two nice outfits for going out to a club, a party or a nice dinner
- ✓ Socks and undergarments
- ✓ Sandals / Flip flops (Preferably sturdy for visiting rugged beaches and waterfalls)
- ✓ Comfortable walking shoes
- ✓ Hiking boots if you plan on trekking
- ✓ Hat and sunglasses

Others

- ✓ Hand sanitizer* or wipes
- ✓ Anti-mosquito repellent (e.g. Nobite, Autan, with ingredient DEET* or similar).
- ✓ Painkillers (e.g. ibuprofen, aspirin)
- ✓ Diarrhea medication (e.g. Imodium Akut, charcoal tablets)
- ✓ Wound cream (e.g. Bepanthen)
- ✓ Plasters and blister plasters
- ✓ Tablets for seasickness/travel sickness (e.g. Superpep)
- ✓ Dental floss*
- ✓ Hygiene articles

Purchase Travel Insurance

Always travel with travel insurance. You never know what will happen abroad, especially if you are taking part in more extreme activities like riding motorbikes, hiking mountains, cliff-jumping, and doing water sports. Even if you don't plan on doing crazy sports, you still want to be covered in case you get sick. **InAsiaTrips Travel & DMC** recommends you to buy travel insurance with a trusted **LOCAL INSURANCE COMPANY** in your country as it is much easier to work with when there is anything happened!

Consult Your Doctor

Visit your doctor at home before you visit Vietnam. Ask them if they recommend taking any medications or if you need any vaccinations before you go.

WHEN YOU ARE IN VIETNAM

Currencies

The **Vietnamese Dong** (VND; symbol: đ) is the official currency of Vietnam. There seem to be a lot of denominations in Vietnam, and the most commonly used are: VND 1,000, VND 2,000, VND 5,000; VND 10,000, VND 20,000, VND 50,000; VND 100,000, VND 50,000, VND 200,000 and VND 500,000. Since polymer money was put into use starting in 2003, now only paper notes with a value of VND 1,000, VND 2,000 and VND 5,000 are still valid in Vietnam, **exchange rates** [CLICK HERE](#)

What are the Best Places to Exchange Money in Vietnam?

InAsiaTrips Travel & DMC **advises you to contact with your agent in Vietnam** or your tour guide in Vietnam to support you in exchanging money. Local tour guide knows best places then. Anyways, you can consider with these information:

1. At Banks

**Pros of exchanging money at banks:**

- ❖ Trusted and legal places to exchange money.
- ❖ Customers do not need to worry about fake money.
- ❖ Safe places where there are security cameras and security guards.
- ❖ Well-trained staff is friendly and helpful. They may speak English fluently, some English or limited English. But they always do their best to help foreigners who do not speak Vietnamese.
- ❖ There are air-conditioning systems so that customers feel comfortable despite a long time waiting.
- ❖ Customers avoid getting ripped off by thieves.

Some suggested banks as:

- ❖ Agribank exchange rate (English).
- ❖ Vietcombank exchange rates (English).
- ❖ ACB exchange rate (English).
- ❖ Techcombank exchange rate (English)

2. At Money exchange shops inside or around tourist attractions and at airports**Pros of exchanging money at money exchange shops:**

- ❖ Trusted and legal places to exchange money.
- ❖ The staff speak English fluently and are trained to provide the best service for foreigners.
- ❖ Most of the money exchange shops open with no lunch closure.

3. Money exchange shops inside or around tourist attractions and at airports**Pros of exchanging money at money exchange shops:**

- ❖ Trusted and legal places to exchange money.
- ❖ The staff speak English fluently and are trained to provide the best service for foreigners.
- ❖ Most of the money exchange shops open with no lunch closure.

Using Credit Cards in Vietnam?

Though Vietnam still **prefers cash payments**, paying by card in Vietnam is on the rise, with many venues allowing payment by card. You'll have more luck using your card in tourist hubs than in remote areas. There may be an added charge to your bill for credit card banking fee when you use your card to pay in Vietnam (normally from 2,5 to 4% depended on card's branch).

Debit Cards

It's common for major shops, hotels, and restaurants to allow card payments, especially if your card is Visa or Mastercard.

Credit Cards

Though best left for big-ticket expenses, credit cards will generally be accepted at modern restaurants, hotels and shops in shopping centers.

Visa and Mastercards are commonly accepted but American Express credit cards are usually only accepted in high-end venues.



ATM

Where? ATMs are extremely common in most major cities and towns in Vietnam. You'll find them at bank branches, on street corners, at major stores and in shopping malls. You'll also find them in major airports.

What kind of credit card accepted? Thai ATMs work with chip-and-pin type cards and with cards that have just a magnetic stripe at the back. They also accept both four-digit and six-digit PIN numbers. You should need to remember your PIN numerically.

Also, **don't forget to let your bank know when you'll be in Vietnam.** Unless your bank is aware you're abroad, they might consider your transactions suspicious and freeze your card for security reasons.

How much to withdrawal limits? ATM daily withdrawal limits vary depending on the bank. Each time you can withdraw some 2 million Vietnam Dong (some 90 USD) and can withdraw about 10 times each day.

Withdrawing with Credit Cards when using ATMs in Vietnam?

The rules regarding the withdrawal limits, the withdrawal fees for each transaction, exchange rates offered by different banks vary. The truth is that there are not many foreign banks in Vietnam. The only way to avoid ATM fees is by taking cash machines from your bank or choosing banks that are linked to your bank. Unfortunately, there are not many foreign banks and ATMs from foreign banks are less popular in Vietnam.

Most ATMs in Vietnam have withdrawal limits of 2.000.000 VND. ATMs from local banks have fairly low withdrawal limits which are from VND 2,000,000 (\$87 USD) to VND 3,000,000 (\$130 USD). As mentioned above, ATMs from foreign banks have higher withdrawal limits which are up to VND 10,000,000 (\$434.8 USD). The ATMs at international airports in Hanoi, Ho Chi Minh City, Da Nang typically have higher limits than their counterparts out of airports.

What About withdrawing Fee when using credits with ATMs?

In Vietnam, you are charged from VND 22,000 (~ \$0.95 USD) when withdrawing money from ATMs. Sometimes, you lose 4 US dollars for paying only 40 US dollars. No Vietnamese bank allows you to withdraw money from foreign accounts for free. If you have Citibank and ANZ cards and withdraw cash from Citibank and ANZ, you are free of charge for a withdrawal fee. If you are an Advance or Premier customer of HSBC, there is no withdrawal fee at HSBC ATMs.

Some banks' standards as:

1. **Citibank:** withdrawal limit: VND 5,000,000 – 10,000,000 (\$217.4 – 434.8 USD) | fee: 55.000 VND (\$2.4 USD) or 8%, no fee if you have an account with Citibank
2. **ANZ Bank:** withdrawal limit: VND 5,000,000 – 10,000,000 (\$217.4 – 434.8 USD) | fee: 40.000 VND (\$1.74) or , no fee if you have an account with Citibank
3. **Agribank:** withdrawal limit: VND 3,000,000 (\$130 USD) | fee: VND 22,000 (~ \$0.95 USD) or 7.3% -> Agribank is the best.
4. **Vietcombank:** withdrawal limit: VND 2,000,000 (\$87 USD) | fee: 50.000 VND (\$2.17 USD) or 25%.
5. **BIDV Bank:** withdrawal limit: VND 2,000,000 (\$87 USD) | fee: 30.000 VND (\$1.3 USD) or 15%.



6. **Sacombank:** withdrawal limit: VND 3,000,000 (\$130 USD) | fee: VND 30.000 VND (\$1.3 USD) or 10%.

TIPPING IN VIETNAM

Tipping is NOT customary in Vietnam, there is absolutely NO mandatory requirement to tip anyone, but small gratuities for great service are very much appreciated. If you choose to give a tip, it should be seen as a gesture of appreciation for exceptional service rather than an obligation. This guide provides some general suggestions on tipping practices in Vietnam, but ultimately, the decision to tip and the amount is a personal choice based on your comfort level and the level of service received.

HOW MUCH DO YOU TIP IN VIETNAM?

This is only our suggestions for some main fields but how much finally is **UP-TO-YOU!**

Tipping Suggestion for Tour Guides/Driver Guide in Vietnam

Tipping tour guides/drivers has become a must since tips probably account for half of their earnings. Being a tour guide/driver means having to stay far from family and friends for a long time and working no matter the weather. Tour guides/driver also play a big role in making a tour successful and they may become a good friend of yours during your journey. So if the adventure you experienced is truly awesome, you can let the **tour guides & drivers** know by giving them a tip of **around 10 USD/day for a tour guide and 5 USD/day for a driver** however it would be advised before the trip to Vietnam on the travel budget. The amount of tipping is much personal/character/type of travel group that all member of the party/group should aware of the bonus for your successful/enjoyable tour.

Tipping Suggestion for Hotels' staffs

In Vietnam, people do not tip hotel services as frequently as they do with tour guides or spas. Tipping the bellmen or the housekeepers is not compulsory like it is in some other countries, and it all depends on the quality of the accommodation service. The suitable tips for hotel staff are around **one or two dollars, and you can give the money to them directly** or put it on the desk in your room before leaving.

Tipping Suggestion for Restaurants / Coffee Shops in Vietnam

Vietnam is undoubtedly a paradise for street food lovers. Believe it or not, most of the country's signature dishes originated from the sidewalk. Normally, you should not tip the owners of these stalls because they'll feel awkward, or even worse, offended. If the latter is the case, they can be quite aggressive and heavily insist that you take back the tip. So when you want to show your appreciation to these mom-and-pop store owners and street vendors, giving them an uplifting and truthful compliment about their excellent food or service is more than enough. However, some small restaurants might accept tips so it highly depends on which place you go to as well, you can leave them some **5 to 10 USD for the whole serving team** if you feel happy with the services and the food or an extra bonus of 2 USD – 5 USD per person is suitable to gift outstanding staff, and make sure you hand this to them personally. Generally, expect that the majority of small restaurant and stall owners will reject your tip, so don't be too surprised!

Tipping Suggestion for Bars



In Vietnam, tipping the bartender is a fairly common custom. In fact, bar staff are normally paid very little and most of their income comes from tips and not their salary. A tip of around 100,000 VND to round off your bill is expected. Besides, a small tip may give you some privileges, such as being seated at a better spot or an exclusive drink from the bartender, sometimes even on the house.

Tipping Suggestion for Spas

Spas and beauty services in Vietnam are considerably cheaper compared to similar services in other countries. This is one of the few services to which Vietnamese generally tip. As a matter of fact, girls working in spas usually come from less than wealthy families and rural areas. They are usually underpaid for their workload and therefore rely mainly on guest tips. So if a masseuse openly asks for tips, do not be hardhearted or tightfisted toward them. He/she will be very grateful to receive a tip of 100,000 VND – 200,000 VND.

Similar to restaurants, at some luxurious spas, a service charge ranging from 5 – 10% is sometimes covered in the price. Again, like most situations in Vietnam, if you are pleased with your massage, you can tip the spa staff another extra tip because we don't really know whose pocket the service charge reaches eventually.

TRANSPORTATION & GETTING AROUND VIETNAM

There are many ways to get around Vietnam, each of course with its pros or cons. Anyway, InAsiaTrips travel would like to recommend integrating a few of these transport methods into your time in Vietnam to experience it all!

If Walking Around

You should look around before deciding to cross the streets/roads, you may lose your weight to see the massive motorbikes there. When it comes time to cross the street, follow the way of the locals and walk steadily and at a slow pace to cross the road. You will be impressed to watch the bikes slowly swerve around you. Besides, there are almost no pedestrian crossings within the country, so feeling confident in your ability to cross the road is a must!

By Motorbike or Scooter

One of the most popular and convenient ways for getting around Vietnam is via motorbike or scooter. Moreover, you can decide whether you hire a rider or hire a bike to ride by yourself. Not to mention, you can use these scooters to travel from city to city or just use it as a way of travelling around town. We wouldn't necessarily recommend riding a scooter for extremely long journeys as there are a lot of trucks around and it can get quite dangerous.

We recommend using the Grab app to rent a local driver. Do not get a lift from someone on the side of the road as they may potentially scam you or take you somewhere else.

By Grab (Taxi)

Another fantastic way to get around Vietnam is the use of Grab Taxis. It is quite reasonable and cheap to travel with taxis in big cities of Vietnam. We recommend you to ask your hotel's staff to book taxi for you to avoid some trap taxis.

By Minivan/private cars

We recommend you to book mini van or private car with driver, should not drive yourself unless



you live long time in Vietnam.

If by Public Bus

Available in most big cities in Vietnam, very cheap and easy but a bit chaos because of crowds and traffic as well as bus's quality is not very good! Take a ride for experience only is recommended!

Intercity and Sleeper Bus

For long road travelling with cheap price and good quality but you should ask your agents in Vietnam to choose for you to avoid bad ones, there are some traps also.

If by Train

Trains in Vietnam is not modern and not fast as ones in Europe but a real experience to take day trains between cities to see the beauty along.

You can book ONLINE yourself a suitable schedule to travel in advance via Vietnam Railways Website. Train is quite safe and only available in some cities.

By Planes

Travel by planes in Vietnam is the most convenient and fastest way, there are nearly ten airlines with competitive fares. Connecting all cities and from Vietnam to the World easily now! InasiaTrips advises you to book tickets in advance and keep checking with the airlines before you boarding. There will be some on site delays with the local airlines. Vietnam Airlines is most recommended for you.

So What Is The Best Way To Travel Around Vietnam?

Well, the best transport for getting around Vietnam depends on where you're going and how long you're travelling. To be honest, we recommend you to use **a mix of all the transport methods** for an experience and your best connection travelling.

WHAT NOT TO DO IN VIETNAM

1. Don't touch someone's head, it is considered disrespectful in Vietnam

In Vietnamese culture, the head is considered the most sacred part of the body, and touching it without permission is seen as a violation of personal space and disrespectful. Therefore, it's important to avoid touching someone's head in Vietnam to show respect for their beliefs and cultural traditions.

2. Don't wear revealing clothing, it is not appropriate in the culture

In Vietnam, modesty is highly valued and wearing revealing clothing can be considered disrespectful. It is important to dress appropriately and cover your shoulders and knees when visiting religious sites or interacting with locals to show respect for the culture.

3. Don't raise your voice or show anger in public, it is considered impolite

In Vietnamese culture, showing emotions publicly, especially anger, is seen as inappropriate and a loss of face for all parties involved. It is considered more respectful to keep your composure and address issues calmly and privately. Raising your voice or showing anger in public may also lead to misunderstandings and further conflict.

4. Don't drink tap water, always drink bottled water

Drinking tap water in Vietnam is not recommended as it may contain harmful bacteria and



pollutants. It's best to stick to bottled water, which is widely available and affordable. This is especially important in more rural areas, where the water quality may be lower.

5. Don't disrespect the national flag or the country's leaders

Disrespecting the national flag or the country's leaders is a serious offense in Vietnam, and it is not taken lightly. As a foreign visitor, it is important to be aware of this and avoid any behavior that may be interpreted as disrespectful towards these symbols of national pride and unity. This includes avoiding any disrespectful gestures, language or behavior towards these symbols or any political figure.

6. Don't take photos of people without their permission

Taking photos of people without their permission is considered impolite and intrusive in Vietnam. It's important to respect people's privacy and culture, and ask for permission before taking their photo. In some cases, people may request a small payment in exchange for allowing their photo to be taken.

7. Don't litter, the country is struggling with waste management

Littering is considered disrespectful in Vietnam and can lead to fines. The country is struggling with waste management, so it is important to dispose of trash properly to help preserve the environment.

8. Don't use your feet to point at something or someone

In Vietnam, it is considered rude to use your feet to point at something or someone as it is seen as disrespectful. Feet are considered the lowest part of the body and pointing with them is considered impolite and offensive. It is better to use your hands to gesture instead.

9. Don't bring up the Vietnam War or politics in general

Bringing up the Vietnam War or politics in general can be a sensitive topic in Vietnam. It's best to avoid discussing it to prevent any uncomfortable situations or misunderstandings.

10. Don't show too much affection in public

Public displays of affection are not common in Vietnam and may be seen as inappropriate. It is best to avoid intimate physical contact such as kissing or hugging in public, especially in more conservative areas. Holding hands is generally acceptable but it's best to follow the lead of the locals.

11. DO NOT Flaunt Your Feet

Do not use your feet for anything except for walking. As mentioned earlier, the feet are the dirtiest part of the body and doing anything out of the ordinary with your feet is considered disrespectful. That means no putting your feet up on seats, no pointing at things with your feet, and no pushing or moving things with your feet. Keep them pointed away from people, or under your body and out of sight.

12. DO NOT stay in Vietnam longer than your visa allows

Thais are pretty strict with their immigration rules in terms of overstaying visas. Usually, in your passport they will write the ending date for your visa, so make sure you leave before then. If you fall in love with the country and want to stay longer, which very well may happen, you can apply for a visa extension.

13. Don't show off



Don't show that you have money because there are many pickpockets and robbers on the street, especially in Ho Chi Minh City. Therefore, remember to remove jewelry and accessories and keep your bag in front of you to avoid being robbed.

15. Don't express love in public

In Vietnam, it is not customary to see a couple expressing love on the street. Accordingly, it will be better if you do not draw attraction by kissing, cuddling, or touching your boyfriend/ girlfriend/ wife/ husband in public. Only holding hands is accepted.

16. Don't get involved in illegal activities

No one wants to be penalized in a foreign country, of course. So, don't get involved in illegal activities. In Vietnam, you are just administratively sanctioned in some cases. However, in many other situations, you may get in big trouble and even be imprisoned. For that reason, remember to avoid the issues below.

17. Don't argue about the Vietnamese war

Coming to Vietnam, it's ok if you would like to ask and learn about Vietnamese history. However, don't be skeptical and argue about the Vietnamese war, as it is a sensitive topic. The war caused much damage and severe consequences for Vietnam.

18. Don't give money to beggars

Walking along Vietnamese streets or tourist areas, you may catch up with many beggars. Nevertheless, don't offer them money; this is not encouraged in Vietnam.

19. Don't kiss on the cheeks for greetings

In your country, kissing on the cheeks for greeting may be a polite way. Nonetheless, in Vietnam, it is not familiar and even regarded as offensive if you are not in a close relationship with the person you are talking with. So, let's avoid this! Instead, take a handshake.

20. Don't buy value things without checking carefully about them

There are some shops and shopping centers selling value things like gold rings, pictures, pearls or ruby...etc... with big amount of money, you should check their originals and prices as well as check if it is fake or real before you buy them.

WHAT YOU SHOULD DO IN VIETNAM

1. Dress politely

Traveling to Vietnam, you are advised to dress appropriately and avoid wearing thin or see-through clothes. It is considered impolite to wear these types of clothing in public, especially in temples, pagodas, and other sacred attractions. Remember to cover your arms and legs and hide your skin from revealing as much as possible. This also helps to avoid any potential offense or discomfort for the locals and ensures that you can fully appreciate the spiritual significance of the site.

2. Be respectful at religious attractions

Besides wearing moderate clothes, you should also keep silent when visiting religious attractions. No one wants to be disturbed in a peaceful place. Taking off hats and shoes before entering the shrine is also a note, as wearing hats and shoes in the Buddha Hall is a taboo in Vietnamese conceptions. Besides, you shouldn't point and touch the Buddha Statue as this is considered



disrespectful.

3. Do try the street food, it's delicious and affordable

Trying street food in Vietnam is a must-do because it offers a unique culinary experience that is both delicious and affordable. Vietnamese street food is known for its fresh ingredients, bold flavors, and diverse regional variations, making it a great way to explore the local culture.

4. Do take your shoes off when entering someone's home or a temple

Taking off shoes when entering a home or temple is a common practice in Vietnam to show respect. It is also a way to keep the floors clean, especially in homes where people sit and sleep on the floor. Following this custom will help you avoid any cultural misunderstandings and show that you appreciate and respect local customs.

5. Do carry small bills of Vietnamese Dong for easy transactions

Carrying small bills of Vietnamese Dong is a do in Vietnam because it makes transactions easier and more convenient. Many small vendors and shops may not have change for larger bills, so carrying small denominations ensures a smoother shopping experience.

6. Do learn a few basic phrases in Vietnamese, it shows respect for the culture

Learning a few basic phrases in Vietnamese is a sign of respect for the local culture and can help you communicate better with locals. Even just saying hello or thank you in Vietnamese can go a long way in building rapport with the people you meet during your travels in Vietnam.

7. Do be respectful towards locals and their customs

Being respectful towards locals and their customs is a must-do in Vietnam. Vietnamese people are friendly and hospitable, and showing respect towards their culture and traditions can help create a positive and enjoyable experience for both travelers and locals.

8. Do visit the local markets, they are a great way to experience the culture

Visiting the local markets is a must-do in Vietnam as they offer a unique opportunity to experience the vibrant and diverse culture of the country. You'll be able to try delicious street food, find unique souvenirs, and interact with friendly locals while soaking up the bustling atmosphere of the market.

9. Do be prepared for the traffic, especially in cities like Hanoi and Ho Chi Minh City

Vietnam's traffic can be overwhelming, particularly in big cities like Hanoi and Ho Chi Minh City. To stay safe, it's important to be aware of your surroundings, walk carefully, and follow the traffic rules. It's also a good idea to avoid rush hour if possible, and consider using ride-hailing services like Grab to navigate the city more easily.

10. Do negotiate prices when shopping at markets

In Vietnam, bargaining is a common practice when shopping at markets. It's important to negotiate prices politely and with respect to the vendor. This can lead to great deals on souvenirs and other goods.

11. Do Have a map

As Vietnam's streets and traffic are pretty complex and hard to find routes, it will be better if you have a printed map or offline map, or make sure you have an Internet connection to use an online map to find the direction. Besides, take a card of your accommodation to get back more easily



and conveniently.

12. Keep your cash, credit cards, airline tickets and other valuables in a safe place.

Travel with recommend tour agencies. Even if you plan to buy tickets when in country, research your journey a little first on the Internet. A good resource is Lonely Planet's Thorn Tree Forum, where fellow tourists discuss travel in Vietnam. This way you avoid unreliable tour agencies and badly run hotels.

SOME VIETNAMESE USEFUL WORDS AND EXPRESSIONS

Vietnamese phrases for greetings

- ❖ Hello (politely) = Xin chào (Sin chow)
- ❖ How are you doing? = Bạn khoẻ không? (Ban Kwe Khom)
- ❖ Thank you = Cảm ơn (kahm uhn)
- ❖ Sorry = Xin lỗi (Sin Loy)
- ❖ No Problem = Không có gì (Khong koh zi)
- ❖ Goodbye = Tạm biệt (Tarm Byeet)
- ❖ No, Thank You! = Không! Cảm ơn (Khom, kahm uhn)
- ❖ Can you speak English? = Bạn nói Tiếng anh được không? (Banh noi thien an durkh khom)
- ❖ How old are you? = Bạn bao nhiêu tuổi (Ban ban nyew tuoi)
- ❖ I am __ years old = Tôi __ tuổi (toy __ doyy)
- ❖ What is your name? = Tên bạn là gì? (Ten bang la zi)
- ❖ My name is __ = Tên tôi là __ (Ten toy la __)

Basic Vietnamese numbers

- ❖ 1 = Một (moat)
- ❖ 2 = Hai (high)
- ❖ 3 = Ba (bah)
- ❖ 4 = Bốn (bone)
- ❖ 5 = Năm (nom)
- ❖ 6 = Sáu (shao)
- ❖ 7 = Bảy (by)
- ❖ 8 = Tám (tom)
- ❖ 9 = Chín (chin)
- ❖ 10 = Mười (mooy)
- ❖ Ten = Mười (mooy)
- ❖ Hundred = Trăm (charm)
- ❖ Thousand = Nghìn (ngeen)
- ❖ Currency (Đồng) = dong

Words to address people

- ❖ I = tôi /toy/
- ❖ You = bạn /ban/



- ❖ Female (junior) = em /iem/
- ❖ Female (senior) = chị /ji/
- ❖ Male (junior) = em
- ❖ Male (senior) = anh /ank/
- ❖ Father = Bố /bou/
- ❖ Mother = Mẹ /Mea/

Vietnamese phrases for direction and transportations

- ❖ Where is the taxi rank? = Taxi ở đâu? /Taxis are dauh?/
- ❖ Where is the ATM? = Máy ATM ở đâu? /May ATM urn dole/
- ❖ Go Straight = Đi thẳng /Di Thaang/
- ❖ Go Left = Về trái /Se chai/
- ❖ Go Right = Về phải /Se fih/
- ❖ Stop = Dừng lại /Duhng laai/
- ❖ Go to the airport = Đi sân bay /Di sun bay/
- ❖ Can I have a map? = Cho tôi một cái bản đồ /chor toi mot cai ban dor/
- ❖ How far is it = Bao xa /Bao seh/
- ❖ Far = Xa (seh)
- ❖ Close = Gần /Gunh/
- ❖ Downtown = Trung tâm thành phố /Trumh tam tan fo/
- ❖ District = Quận /Wung/
- ❖ Station = Ga /Gea/
- ❖ Bus stop = Trạm xe bus /Tram seh butt/
- ❖ Where? = Ở đâu /uh dow?/
- ❖ Wait 5 minutes = Chờ năm phút /Churhn nam foot/

Vietnamese phrases for shopping

- ❖ How much? = Bao nhiêu? (Baow nyew)
- ❖ Too expensive = Quá đắt (Mac wa)
- ❖ Can you reduce the price? = Giảm được không? (Boat duoc khom)
- ❖ Do you want to sell? = Có bán không? (cor ban kohm?)
- ❖ I want to buy = Tôi muốn mua (Toi mu-on mua)
- ❖ One size larger = Một size lớn hơn (Mot size lunh hunh)
- ❖ One size smaller = Một size nhỏ hơn (Mot size nyunh hunh)

Vietnamese phrases for restaurants or coffee shops

- ❖ Excuse me (to waitress) = Em ơi (for younger lady); Chi ơi (for a senior)
- ❖ Excuse me (to waiter) = Anh ơi
- ❖ I am hungry = Tôi đói bụng (Toi doi bhung wa)
- ❖ What is it? = Cái gì vậy? (kai zi vai)
- ❖ The bill please = Tính tiền (Din ting)






- ❖ May I have the menu = Cho tôi cái menu được không (cho toy khai menu duoc khom)
- ❖ I am allergic to peanut = Tôi dị ứng với đậu phộng (Doi yi ung voy dau fong)
- ❖ I can not eat pork = Tôi không ăn được thịt heo (Toi khom an duo tit hehll)
- ❖ I am vegetarian = Tôi ăn chay (Toi an chayh)
- ❖ I would like to have this = Cho tôi cái này (Chor toi kah nai)
- ❖ Chicken = Gà (Gar)
- ❖ Rice = Cơm (Gurm)
- ❖ Rice Noodle = Bún (Bumg)
- ❖ Egg noodle = Mì (Mee)
- ❖ Pork = Heo (Heyoh)
- ❖ Beer = Bia
- ❖ Beef = Bò (boh)
- ❖ Cold = Lạnh (Langh)
- ❖ Hot = Nóng (noong)
- ❖ No Ice = Không đá (Khom dar)
- ❖ No sugar = Không đường (Khom dueng)
- ❖ Not spicy = Không cay (Khom kay)
- ❖ 1 more = Thêm một cái (tem mop kai)

Basic Vietnamese phrases for emergency

- ❖ I need to see a doctor = Tôi cần gặp bác sĩ (toy can gap back szi)
- ❖ I am sick = Tôi bị bệnh (Toy bee benh)
- ❖ I need to go to the hospital = Tôi cần đi bệnh viện (Toy can di ben vien)
- ❖ I had food poisoning = Tôi bị ngộ độc thức ăn (Toy bee nyo doc thuch an)
- ❖ I was robbed = Tôi bị cướp (Toi bee cuoop)
- ❖ Call the police = Gọi cảnh sát (Goi gang sack)
- ❖ Help me = Cứu tôi với (Coo toy vuyh)

CONTACT US: INASIATRIPS TRAVEL & DMC

-  **Head Office** : 18F, 789 Building, No 147, Hoang Quoc Viet str, Hanoi, Vietnam
-  **Email** : info@inasiatrips.com
-  **Phone** : +84 789 286 888– WhatsApp: +84913305579